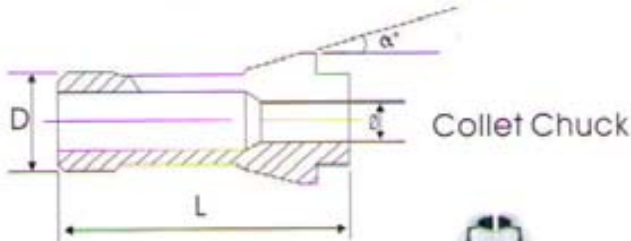


HANWHA				
Model	D	L	α	Max \emptyset
SL07	57	12	30°	7.0
SL12SE,SL12S,SL12H	60	18	30°	12.0
SL20HP,SL20S,SL20H	82	28	16°	20.0
SL32HP	82	42	16°	32.0
SL35	82	45	16°	35.0

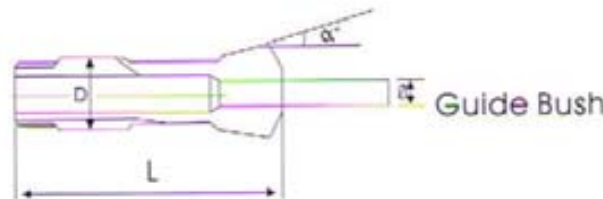


RIKEN				
Model	D	L	α	Max \emptyset
SAD25	30	66	15°	30.0
SAD40	48	84	15°	40.0

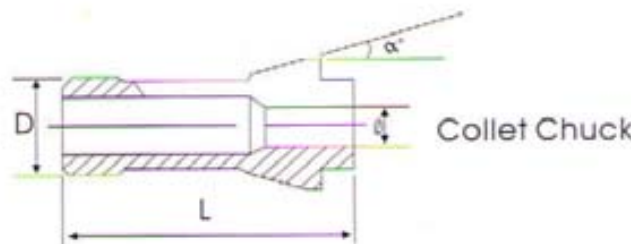


STAR				
Model	D	L	α	Max \emptyset
SJ-8R	12	51	20°	8.0
SJ-8R(粗口), JNC10, SNC10, SR10, RNC10	15	64	16°	10.0
VNC12, SNC15, SJ15, JNC16, RNC16, S-13	18	67	15°	14.0
SE16, SH16, KRJ16, SR16, SA16	20	67	16°	16.0
JNC20, SR20, VNC20	26	67	15°	20.0
VNC32, STM32, JNC32, JNC25, KNC25, KNC32	37	92	15°	32.0
SH12	20	67	15°	16.0

STAR				
Model	D	L	α	Max \emptyset
SJ-8R	14	34	39°	8.0
SJ-8R(粗口),JNC10,SNC10, RNC10,SR10	16	59	16°	10.0
JNC16 RNC16 S-13,SH12, VNC12,SNC15,SJ15	21	57.5	30°	15.0
SE16,SH16,KRJ16,SR16,SA16	22	68	16°	16.0
JNC20,KNC20,SR20,VNC20	30	59	16°	20.0
VNC32,STM32,KNC25,JNC25	42	82	16°	32.0



STROHM				
Model	D	L	α	Max \emptyset
M125.M105	15	64	16°	12.7



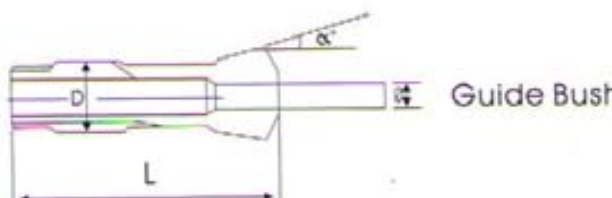
NOMURA				
Model	D	L	α	Max \emptyset
NS-P1053.NW-10K	16	53	15°	10.0
NS-P1653,NS-P1253,WN-16K	20	67	16°	16.0



TORNOS				
Model	D	L	α	Max \emptyset
M7,MS7	10	47.5	20°	7.0
R10,M10	13	64	16°	10.0
R16	20	67	16°	16.0
DECO2000-7	13	64	16°	7.0
DECO2000-10	13	64	16°	10.0
DECO2000-13/16,ENC162	20	54	15°	13.0
DECO2000-20,ENC163	25	77	16°	20.0

STROHM				
Model	D	L	α	Max \emptyset
M125.M105	18	60	30°	12.7

NOMURA				
Model	D	L	α	Max \emptyset
NS-P1053.NW-10K	16	63	16°	10.0
NS-P1653,NS-P1253,WN-16K	22	70.5	16°	11.0



TORNOS				
Model	D	L	α	Max \emptyset
M7,MS7	13	68	30°	7.0
R10,M10	16	59	16°	10.0
R16	22	68	16°	16.0
DECO2000-7	16	59	16°	7.0
DECO2000-10	16	59	16°	10.0
DECO2000-13/16,ENC162	24	61	30°	16.0
DECO2000-20,ENC163	28	81	30°	20.0